


## Disconnect Terminals with Screw (Clamping Yoke) Connection Technology WTR

# NEW



Disconnect test terminals are specially designed for test and measurement tasks. Electrical circuits can be specifically disconnected from the supply by means of their disconnect lever: an advantage for rapid troubleshooting.

The new WTR terminals are now equipped with even more functionalities. The optimised disconnect lever area allows you to carry out the disconnection by means of either the lever or a TNST plug.

ZQV 2.5N pluggable cross-connections enable time and cost-saving feed-through of potentials to adjacent terminals. Well thought through system accessories increase the range of possible applications: for example the fuse holder SIHA is all that is needed to create a fuse terminal. The BEST component plug converts the WTR into a component terminal. The integrated test point for 2.3-mm test plugs guarantee continued safe pick-off of potentials.

### United Kingdom

Weidmüller Ltd.  
1 Abbey Wood Road  
Kings Hill  
West Malling  
Kent ME19 4YT  
Phone +44 1732 877032  
Fax +44 1732 873873  
info@weidmuller.co.uk  
www.weidmueller.com

### USA

W-Interconnections, Inc.  
821 Southlake Boulevard,  
Richmond, VA 23236  
Phone +1 804 7942877  
Fax +1 804 3792593  
info@weidmuller.com  
www.weidmuller.com

### Other countries


Weidmüller Interface GmbH & Co. KG  
P.O. Box 3030  
D-32720 Detmold  
Phone +49 5231 14-0  
Fax +49 5231 14-20 83  
info@weidmueller.com  
www.weidmueller.com

# Disconnect terminals

## WTR 2.5

2,5 mm<sup>2</sup>


With clamping screw



## WTR 2.5 StB

2,5 mm<sup>2</sup>

With socket



<b>Width/Length/Height with TS35x7.5</b>	mm
Max. current / max. cond. cross-section	A/mm <sup>2</sup>
Max. clamping range	mm <sup>2</sup>

<b>5.1 x 60 x 49</b>	
<b>24 / 4</b>	
<b>0.05 ... 4</b>	

<b>5.1 x 60 x 49</b>	
<b>24 / 4</b>	
<b>0.05 ... 4</b>	

### Technical data

Rated data	
Rated voltage feed through terminal	V
Rated current	A
Rated cross-section	mm <sup>2</sup>
Rated impulse voltage / Pollution severity	kV/-
Plug gauge IEC 60-947-1 / flammability class acc. UL94	
Approvals	
Clampable conductors (H05V/H07V)	
Solid / stranded	mm <sup>2</sup>
Flexible / flexible w. wire end ferrule	mm <sup>2</sup>
Tightening torque range (clamping screw)	Nm
Stripping length / blade size	mm / -
2 clampable conductors of equal cross-section	
Solid / stranded	mm <sup>2</sup>
Flexible / flexible w. wire end ferrule	mm <sup>2</sup>
Information	

IEC 60947-7-1 / VDE 0100-537			
IEC	UL	CSA	EN 50019
500	600	600	
24	20	20	
2.5	AWG 30 ...12	AWG 30 ... 12	
		6 / 3	
		A3 / V-0	
Rated connection			
0.5...4 / 1.5...4			
0.5...4 / 0.5...2.5			
0.4...0.8 (M2.5)			
10 / 0.6 x 3.5			
0.5...1.5			
0.5...1.5 / 0.5...1.5			
Information			

IEC 60947-7-1 / VDE 0100-537			
IEC	UL	CSA	EN 50019
500	300	300	
24	20	20	
2.5	AWG 30 ...12	AWG 30 ... 12	
		6 / 3	
		A3 / V-0	
Rated connection			
0.5...4 / 1.5...4			
0.5...4 / 0.5...2.5			
0.5...0.6 (M3)			
10 / 0.6 x 3.5			
0.5...1.5			
0.5...1.5 / 0.5...1.5			
Information			

### Ordering data

Version	
	dark beige Wernid
	blue Wernid
	Without disconnecter, dark beige Wernid
Information	

Type	Qty.	Order No.
WTR 2.5	100	1855610000
WTR 2.5 BL	100	8731640000
WTR 2.5/O. TNHE	100	8731700000
Information		

Type	Qty.	Order No.
WTR 2.5 STB2.3	100	1855620000
WTR 2.5 STB2.3 BL	100	8731660000
WTR 2.5/O. TNHE STB2.3	100	8731670000
Information		

### Accessories

Cross-connection, pluggable	
	(ZQV 2.5N/4)
2-pole	
3-pole	
4-pole	
10-pole	
End plate / partition	
End plate	dark beige Wernid
Partition	dark beige Wernid
End bracket	
	dark beige
Screwdriver	
	Standard version
Test plug	
	Test plug diameter 2.3 mm
Holder for fuse cartridges 5 x 20mm	
	400V ac/dc. without LED
	10 - 36V ac/dc. red LED
	140 - 250V ac/dc. red LED
Componet plug (up to 250V)	
reversible	standard
	with wire bridge
	with diode 1N4007
Isolating plug	
	yellow Wernid
Marking systems	
	Tags
For detailed information on additional accessories and usage instructions see chapter accessories. (Catalogue I)	

Type	Current [A]	Qty.	Order No.
ZQV 2.5N/2 GE	24	60	1693800000
ZQV 2.5N/3 GE	24	60	1693810000
ZQV 2.5N/4 GE	24	60	1693820000
ZQV 2.5N/10 GE	24	20	1693880000
Width [mm]			
WAP 2.5-10	1,5	50	1050000000
WAP 16+35 WTW 2.5-10	1,5	20	1050100000
Width [mm]			
WEW-35/2	8	100	1061200000
SD 0,6X3,5X100		10	9008330000
SIHA 3/G20		25	7921560000
SIHA 3/G20/LD 10-36V		25	7921570000
SIHA 3/G20/LD 140-250V		25	7921600000
BEST		25	1833100000
BEST/DRBR		25	1878570000
BEST/D		25	1878560000
TNST		25	1833090000
WS 12/5 / DEK 5			
Information			

Type	Current [A]	Qty.	Order No.
ZQV 2.5N/2 GE	24	60	1693800000
ZQV 2.5N/3 GE	24	60	1693810000
ZQV 2.5N/4 GE	24	60	1693820000
ZQV 2.5N/10 GE	24	20	1693880000
Width [mm]			
WAP 2.5-10	1,5	50	1050000000
WAP 16+35 WTW 2.5-10	1,5	20	1050100000
Width [mm]			
WEW-35/2	8	100	1061200000
SD 0,6X3,5X100		10	9008330000
PS 2.3 RT		20	0180400000
SIHA 3/G20		25	7921560000
SIHA 3/G20/LD 10-36V		25	7921570000
SIHA 3/G20/LD 140-250V		25	7921600000
BEST		25	1833100000
BEST/DRBR		25	1878570000
BEST/D		25	1878560000
TNST		25	1833090000
WS 12/5 / DEK 5			
Information			