




for a greener tomorrow



# FR-F800-E SERIES WITH BUILT-IN ETHERNET COMMUNICATION

## Product Overview



The FR-F800-E is a pump and fan control VFD that combines performance, accuracy and reliability with embedded Ethernet based communications to enhance overall system flexibility. With 100Mbps Ethernet TCP/IP and BACnet/IP connectivity as the standard, the FR-F800-E provides an increased ability for remote system monitoring, parameter adjustments and easy integration into existing network environments.

### KEY BENEFITS:

- **Ethernet Communications as Standard** – Communicate with Modbus TCP/IP or CC-Link IE Field Basic communications networks at a speed of 100Mbps without the need for an extra option card.
- **Automatic IP Address Detection** – Automatically detect the IP address of all connected drives, quickly enabling connection and programming using FR-Configurator software.
- **Remote Operation** – Communicate with a drive remotely for commissioning, monitoring or troubleshooting anytime from anywhere.
- **CC-Link IE Field Network Basic** – Fast and dependable connection to Mitsubishi Electric PLCs, servos, and robots through the CC-Link IE Field basic system for a complete factory solution.
- **Multiple Protocol Capability** – Network option cards offer connection to other drive based networks and a higher level information system.
- **Drive to Drive Communications** – Utilize the internal PLC to communicate without a master PLC controller allowing the drives to work together as a team.
- **Reduced Cost** – Standard Ethernet connectivity without add-on modules.

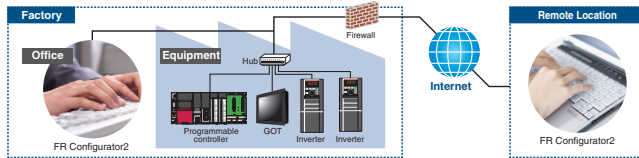


# FR-F800-E Series with Built-in Ethernet Communication – Product Overview

## NETWORK CONNECTIVITY

The embedded web server allows the user to connect to the drive using a standard web browser on any device for monitoring the drive status and adjusting parameters.

- No need for special software
- Connect directly over Ethernet cable or remotely over VPN
- Direct connection for control by SCADA systems
- Remote diagnosis and rectification of faults
- Improved response for maintenance



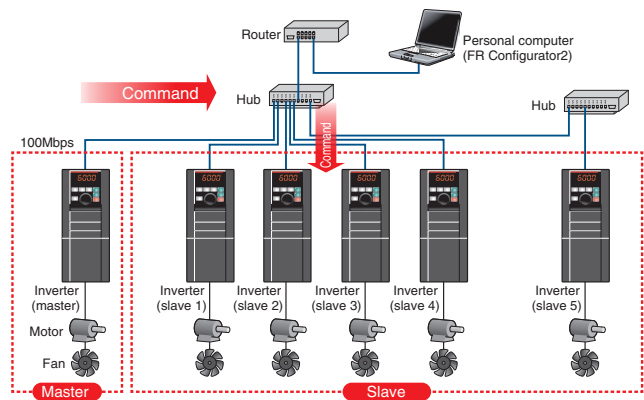
Item	Description
Transmission	100Mbps
Connectable Units	Master: 1 Slave: up to 5
Topology	Star
Maximum Number of Links Per Station	Output Device: 16 (2 bytes) Special Register: 8 (16 bytes)

## DRIVE TO DRIVE COMMUNICATION

Drive to Drive communication is possible because the PLC functions in the FR-F800-E allows the master inverter to send commands for controlling multiple slave inverters connected to the Ethernet network. When the FR-F800-E is used with FR-Configurator2 software, users can search the network for connected drives, and establish a connection that allows for faster and easier network configurations, drive set-ups and system monitoring.

- Direct connection to the TCP/IP network by cable or WiFi
- System scan to identify FR-F800-E drives on the network
- Full access to the drive for parameter adjustment and monitoring
- Upload and download of PLC function program and parameter sets

## DRIVE TO DRIVE NETWORKING



## STANDARD FR-F800-E SERIES LINEUP

FR-F820- THREE PHASE 200V CLASS	1HP	2HP	3HP	5HP	7.5HP	10HP	15HP	20HP	25HP
	00046-E3N6	00077-E3N6	00105-E3N6	00167-E3N6	00250-E3N6	00340-E3N6	00490-E3N6	00630-E3N6	00770-E3N6
	30HP	40HP	50HP	60HP	75HP	100HP	125HP	150HP	
	00930-E3N6	01250-E3N6	01540-E360	01870-E360	02330-E360	03160-E360	03800-E3U6	04750-E3U6	
FR-F840- THREE PHASE 400V CLASS	1HP	2HP	3HP	5HP	7.5HP	10HP	15HP	20HP	25HP
	00023-E3N6	00038-E3N6	00052-E3N6	00083-E3N6	00126-E3N6	00170-E3N6	00250-E3N6	00310-E3N6	00380-E3N6
	30HP	40HP	50HP	60HP	75HP	100HP	150HP	200HP	250HP
	00470-E3N6	00620-E3N6	00770-E360	00930-E360	01160-E360	01800-E360	02160-E3U6	02600-E3U6	03250-E3U6
	300HP	350HP	400HP	450HP	500HP	550HP			
	03610-E3U6	04320-E3U6	04810-E3U6	05470-E3U6	06100-E3U6	06830-E3U6			
FR-F860- THREE PHASE 600V CLASS	1HP	3HP	5HP	10HP	15HP	30HP	50HP	75HP	
	00027-E3N6	00061-E3N6	00090-E3N6	00170-E3N6	00320-E3N6	00450-E3N6	00680-E3N6	01080-E3N6	
	100HP	125HP	150HP	200HP	250HP	300HP			
	01440-E3N6	01670-E3N6	02430-E360	02890-E360	03360-E360	04420-E360			
FR-F842- THREE PHASE 400V CLASS	650HP	700HP	800HP	900HP	1000HP				
	07700-E3U6	08660-E3U6	09620-E3U6	10940-E3U6	12120-E3U6				
FR-F862- THREE PHASE 600V CLASS	400HP	500HP	600HP						
	054500-E360	064700-E360	08500-E360						

\*Always install the converter unit FR-CC2-H. (Not required when a high power factor converter FR-HC2 is used)

\*Always install the converter unit FR-CC2-C. (Not required when a high power factor converter FR-HC2 is used)

## MITSUBISHI ELECTRIC AUTOMATION, INC.

500 Corporate Woods Parkway, Vernon Hills, IL 60061  
Ph 847.478.2100 • Fx 847.478.2253

[us.MitsubishiElectric.com/fa/en](http://us.MitsubishiElectric.com/fa/en)

June, 2017 • ©2017, Mitsubishi Electric Automation, Inc. • Specifications subject to change without notice. • All rights reserved

\*Third party marks and brands are the property of their respective owners.