

3-phase switching power supply  
regulated, 2400 W



<b>Identification</b>	Type	CPSB3-2400-48
	Part-No.	722816

## Input

Nominal voltage	3x AC 400–500 V
Operation voltage range	AC 340 V–550 V/DC 520 V–750 V
Line frequency	47 Hz – 63 Hz
Rated current	$U_i = AC 400 V: 4.5 A / U_i = AC 500 V: 3.5 A$
Inrush current	<AC 10 A (active inrush current limitation)
External fuse	Automat: 3 x C 10 A (required)
Power Factor Correction P.F.C.	>0.92
Input protection	Surge protection according to VDE 0160, over/undervoltage (auto restart) Phase monitoring (reduced output power): PFC error

## Load Side

Rated voltage output	DC 48 V
Rated current output	50 A
Max. output current	>75 A, 5 s, with $U_{out} > 90 \%$
Short-circuit current	75 A, 5 s
Low power loss	<200 W
Voltage trim range	DC 23–56 V
Load regulation	<1 %
Rise time	< 4.5 S
Ripple & Noise	<200 mV

02.04.2016 – Subject to technical modification

Part-No. 722816

USA: LUTZE INC.

13330 South Ridge Drive • Charlotte, NC 28273, USA  
Tel. +1 (704) 504-0222 • Fax +1 (704) 504-0223  
www.lutze.com • info@lutze.com

United Kingdom: LUTZE Ltd.

Unit 3, Sandy Hill Park  
Sandy Way, Amington • GB-Tamworth, Staffs B77 4DU  
Tel. +44 (0)1827 31333-0 • Fax +44 (0)1827 31333-2  
www.lutze.com • sales.gb@lutze.co.uk



SYSTEMATIC TECHNOLOGY

## Technical data sheet • Power supply

---

Hold up time	>10 ms (AC 400 V); >10 ms (AC 500 V)
Status indication DC ON LED green	alphanumeric display
Status indication DC LOW LED red	alphanumeric display
Parallel/redundant operation	max. 4 devices
Efficiency	>92 %
Over voltage protection	>30 V
Short circuit characteristics	adjustable: Hiccup, current limiting

---

### General

---

Insulation voltage input/output	AC 3.0 kV <sub>eff</sub>
Insulation voltage input / ground	AC 1.5 kV <sub>eff</sub>
Insulation voltage output / ground	AC 0.5 kV <sub>eff</sub>
Operation temperature range	-20 °C – 60 °C (derating)
Derating	>45 °C: -40 W/°C
Storage temperature range	-25 °C – 85 °C
M.T.B.F.	>500000 h to SN29500 / >150000 h to MIL standard HDBK 217F
Dimensions (w x h x d)	233.0 x 158.0 x 102.0 mm
Cooling	Natural air cooling, forced cooling >45 °C, 80 mm distance top/bottom, 10 mm side
Installation position	vertical
Housing material	Aluminum
Protection class	IP 20 (IEC529, EN60529)
Shock resistance	30g
Vibration resistance	5 – 17.8 Hz: ±1.6 mm, 17.8 – 500 Hz: 2 g 2 hours / axes X,Y,Z, IEC 60068-2-6:2007
Field installation	rail TS 35 (EN 50022)
IP rating	I (SELV, PELV)
Overvoltage category	II
Pollution degree	2
Weight (kg/piece)	2.800
Termination	Screw connection: input 0.2–4.0 mm <sup>2</sup> /output 0.2–35 mm <sup>2</sup> /auxiliary 0.2–1.5 mm <sup>2</sup>
Approvals	Standards: UL 508, IEC 950, EN 60950, EN 55011 CE: EN 61000-4-5, Surge immunity level IV, VDE 0160 CE: EN 61000-4-2/3/4/5/6/11

---

### Monitoring

---

DC ON Control (Rdy)	Relay, N/O contact active, adjustable, DCok: 90–110 % U <sub>set</sub> , ACok: acc. input voltage range, overload Overtemperature range, charging complete
Switching capacity	AC/DC 30 V, 1 A, 30 W
Insulation voltage	AC 500 V
Output current	galvanically isolated: 0–10 V and 4–20 mA

---

### Interface

---

02.04.2016 – Subject to technical modification

Part-No. 722816

USA: LUTZE INC.

13330 South Ridge Drive • Charlotte, NC 28273, USA  
Tel. +1 (704) 504-0222 • Fax +1 (704) 504-0223  
www.lutze.com • info@lutze.com

United Kingdom: LUTZE Ltd.

Unit 3, Sandy Hill Park  
Sandy Way, Amington • GB-Tamworth, Staffs B77 4DU  
Tel. +44 (0)1827 31333-0 • Fax +44 (0)1827 31333-2  
www.lutze.com • sales.gb@lutze.co.uk

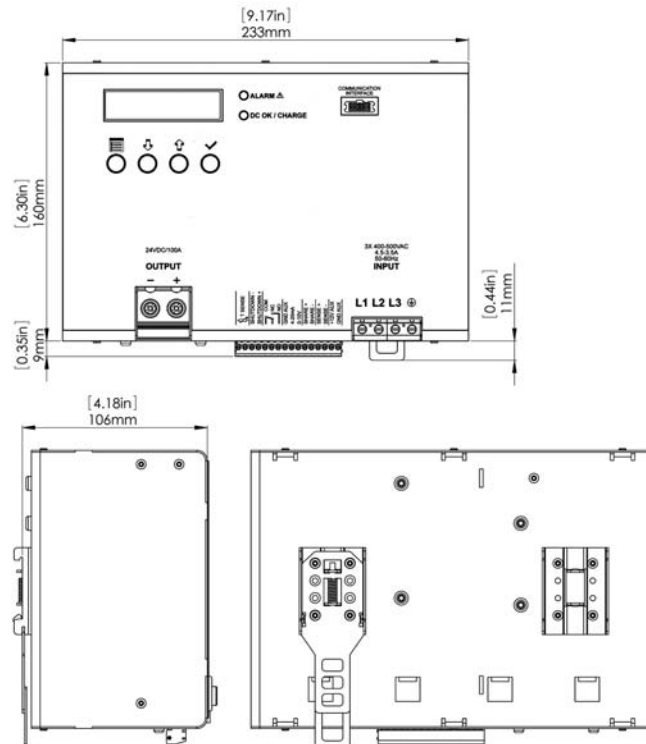


SYSTEMATIC TECHNOLOGY

## Technical data sheet • Power supply

User Interface	LCD display 16 × 2 character, multi language, 4 keys (command and navigation)
Auxiliary voltage output	galvanically isolated DC 12 V, 100 mA
NTC	Temperature-controlled battery charging (mandatory)

### Dimensions



02.04.2016 – Subject to technical modification

Part-No. 722816

USA: LUTZE INC.

13330 South Ridge Drive • Charlotte, NC 28273, USA  
Tel. +1 (704) 504-0222 • Fax +1 (704) 504-0223  
www.lutze.com • info@lutze.com

United Kingdom: LUTZE Ltd.

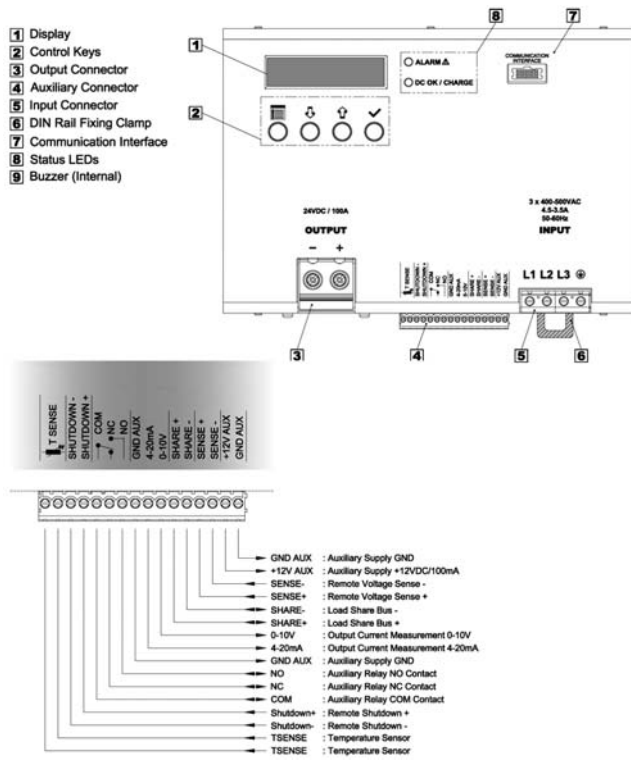
Unit 3, Sandy Hill Park  
Sandy Way, Amington • GB-Tamworth, Staffs B77 4DU  
Tel. +44 (0)1827 31333-0 • Fax +44 (0)1827 31333-2  
www.lutze.com • sales.gb@lutze.co.uk



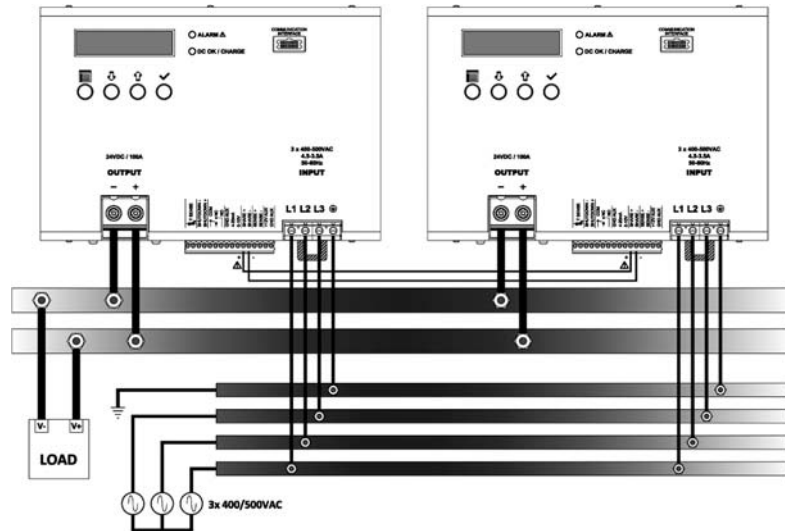
SYSTEMATIC TECHNOLOGY

# Technical data sheet • Power supply

## PIN assignment



## Parallel/redundant mode



02.04.2016 – Subject to technical modification

Part-No. 722816

USA: LUTZE INC.

13330 South Ridge Drive • Charlotte, NC 28273, USA  
 Tel. +1 (704) 504-0222 • Fax +1 (704) 504-0223  
 www.lutze.com • info@lutze.com

United Kingdom: LUTZE Ltd.

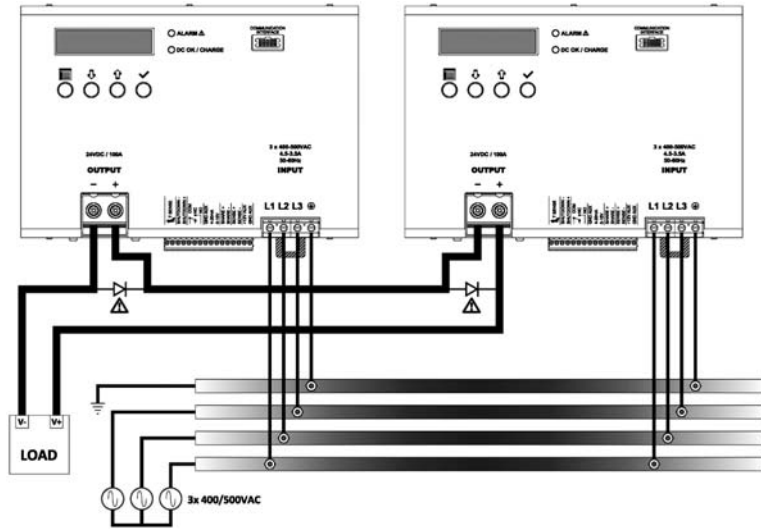
Unit 3, Sandy Hill Park  
 Sandy Way, Amington • GB-Tamworth, Staffs B77 4DU  
 Tel. +44 (0)1827 31333-0 • Fax +44 (0)1827 31333-2  
 www.lutze.com • sales.gb@lutze.co.uk



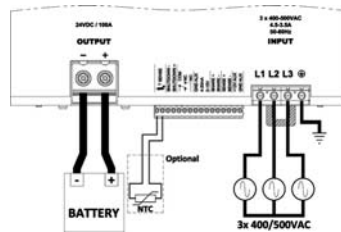
SYSTEMATIC TECHNOLOGY

# Technical data sheet • Power supply

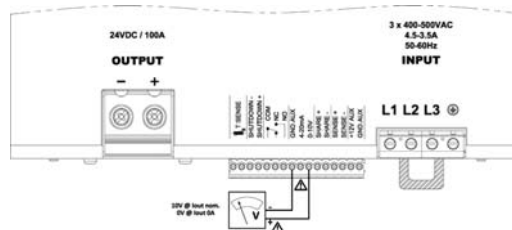
## Serial operation



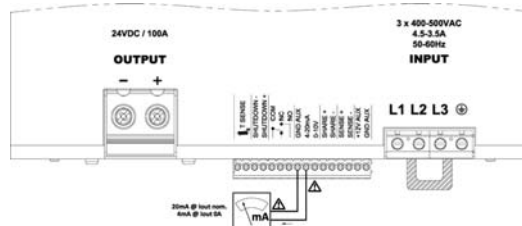
## Charging operation



## Output voltage in 0–10 V



## Output voltage in 4–20 mA



02.04.2016 – Subject to technical modification

Part-No. 722816

USA: LUTZE INC.

13330 South Ridge Drive • Charlotte, NC 28273, USA  
 Tel. +1 (704) 504-0222 • Fax +1 (704) 504-0223  
 www.lutze.com • info@lutze.com

United Kingdom: LUTZE Ltd.

Unit 3, Sandy Hill Park  
 Sandy Way, Amington • GB-Tamworth, Staffs B77 4DU  
 Tel. +44 (0)1827 31333-0 • Fax +44 (0)1827 31333-2  
 www.lutze.com • sales.gb@lutze.co.uk



SYSTEMATIC TECHNOLOGY

### Range of functions

The new power compact series provides a number of additional adjustment options via function keys. The selected functions are shown on a display. In addition, the current output voltage and current are displayed for normal operation.

#### Input protection

- Active Surge suppressor and inrush limiter (ASSIL) as protection against overvoltages according to VDE 0160
- PFC error monitoring
- Phase monitoring with automatic reduction of the output power
- Automatic start/restart system for over- and undervoltages

#### Output protection

- Adjustable current limiting between  $0.1 I_N$  and  $I_N$
- Hiccup autoreset based on current limiting or maximum output voltage (150 %)

#### Status display and signal

- In addition to an LED for "DC OK" and error displays, the devices have the following analog outputs 0–10 V and 4–20 mA as direct function of the load current
- Programmable relay contact with the functions
  - Output voltage/current,
  - Overload,
  - Overtemperature

#### Additional functions

- Temperature-compensated battery charging function
- Display and compensation of the voltage drop for long cables
- Remote On/Off of the output voltage
- DC 12 V auxiliary voltage
- Monitoring and control interface based on RS232 (optional)
- Integrated O-ring diode
- Load sharing in parallel operation
- Load current sharing

02.04.2016 – Subject to technical modification

Part-No. 722816

USA: LUTZE INC.

13330 South Ridge Drive • Charlotte, NC 28273, USA  
Tel. +1 (704) 504-0222 • Fax +1 (704) 504-0223  
www.lutze.com • info@lutze.com

United Kingdom: LUTZE Ltd.

Unit 3, Sandy Hill Park  
Sandy Way, Amington • GB-Tamworth, Staffs B77 4DU  
Tel. +44 (0)1827 31333-0 • Fax +44 (0)1827 31333-2  
www.lutze.com • sales.gb@lutze.co.uk



SYSTEMATIC TECHNOLOGY