



Identification	Type Part-No.	LCIS-P1K-0528-62-S 750528.0000
Description	Input: 4–20 mA Output: 4–20 mA Insulation: 1.5 kV, 2-way isolation, passive converter	
Input	Input signal: 4–20 mA Input variable: Single analogue signal Galvanic isolation I/O: 2-way isolation Input overload capability: max. 35 mA	
Output	Output signal: 4–20 mA Max. load impedance at I-output: 1000 Ω (R _B) Residual ripple: <5 mV _{eff} (load impedance 100 Ω)	
Operating data	Accuracy: 0.1 % FSR @ 23 °C Build-up time (Accuracy 1%): 6 ms (for working resistance 500 Ω and 20 mA)	

20.10.2017 – Subject to technical modification

Part-No. 750528.0000

USA: LUTZE INC.

13330 South Ridge Drive • Charlotte, NC 28273, USA
 Tel. +1 (704) 504-0222 • Fax +1 (704) 504-0223
 www.lutze.com • info@lutze.com

United Kingdom: LÜTZE Ltd.

Unit 3, Sandy Hill Park
 Sandy Way, Amington • GB-Tamworth, Staffs B77 4DU
 Tel. +44 (0)1827 31333-0 • Fax +44 (0)1827 31333-2
 www.lutze.com • sales.gb@lutze.co.uk



SYSTEMATIC TECHNOLOGY

Technical data sheet • Interface Technology

General

Rated voltage	passive
Status indication	LED green
Input/output protection	Suppressor diode (33 V)
Burden error	<0.06 % from measured value / 100 Ω working resistance
Temperature drift /K	<150 ppm / K FSR
Temperature drift (working resistance >600R)	<100 ppm / K FSR
Temperature drift (working resistance >600R)	<150 ppm / K FSR
Insulation voltage input / output	1.5 kV _{eff}
Housing material	PA 6.6 (UL 94 V-0, NFF I2, F2)
Color of the housing	RAL 7012 basalt grey
Mounting	DIN rail mountable TS35 (EN 60715)
Protection class	IP20
Installation position	any
Connection device	Screwed terminal single wire 0.25 mm ² –2.5 mm ² / AWG 20–14 fine stranded wire with ferrule 0.25 mm ² –1.5 mm ² / AWG 20–16
Operation temperature range	-25 °C ... +60 °C
Storage temperature range	-40 °C ... +80 °C
Dimensions (w × h × d)	6.2 × 93.0 × 71.0 mm
Weight	0.040 kg/piece
PU	1 piece
Approvals	cULus (E135145) DNV GL
Standards	EN 60947-5-1

Comments

With connection: This passive isolator has a non-reactive transmission, so that the current in the input circuit is not interrupted for an output interruption.

20.10.2017 – Subject to technical modification

Part-No. 750528.0000

USA: LUTZE INC.

13330 South Ridge Drive • Charlotte, NC 28273, USA

Tel. +1 (704) 504-0222 • Fax +1 (704) 504-0223

www.lutze.com • info@lutze.com

United Kingdom: LÜTZE Ltd.

Unit 3, Sandy Hill Park

Sandy Way, Amington • GB-Tamworth, Staffs B77 4DU

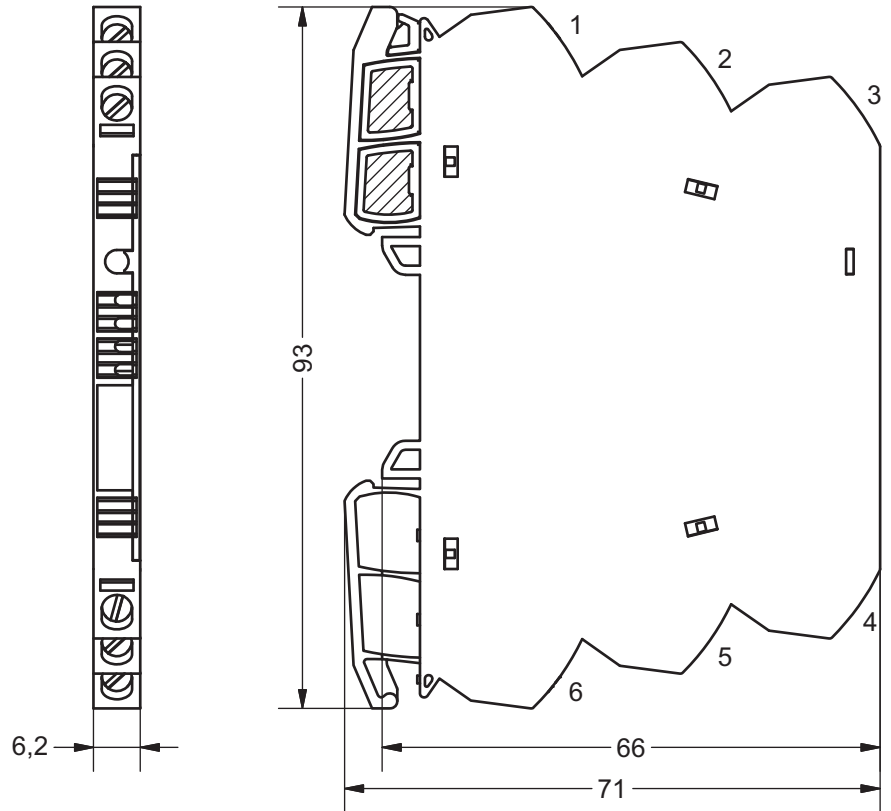
Tel. +44 (0)1827 31333-0 • Fax +44 (0)1827 31333-2

www.lutze.com • sales.gb@lutze.co.uk

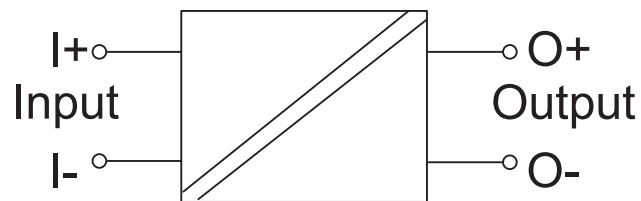


SYSTEMATIC TECHNOLOGY

Dimensions



PIN assignment



20.10.2017 – Subject to technical modification

Part-No. 750528.0000

USA: LUTZE INC.

13330 South Ridge Drive • Charlotte, NC 28273, USA

Tel. +1 (704) 504-0222 • Fax +1 (704) 504-0223

www.lutze.com • info@lutze.com

United Kingdom: LÜTZE Ltd.

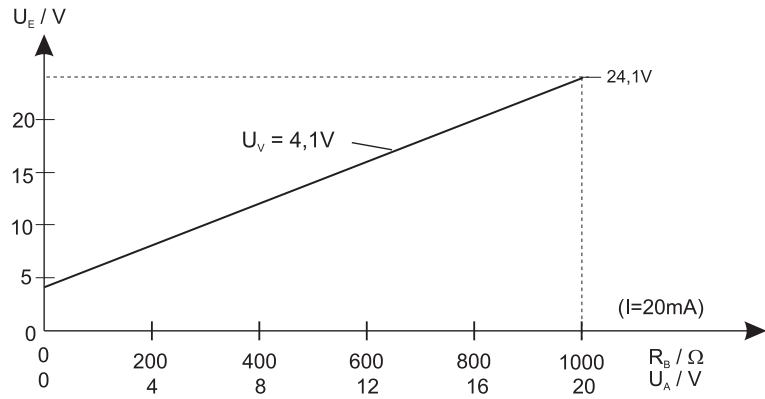
Unit 3, Sandy Hill Park

Sandy Way, Amington • GB-Tamworth, Staffs B77 4DU

Tel. +44 (0)1827 31333-0 • Fax +44 (0)1827 31333-2

www.lutze.com • sales.gb@lutze.co.uk

Action chart



20.10.2017 – Subject to technical modification

Part-No. 750528.0000

USA: LUTZE INC.

13330 South Ridge Drive • Charlotte, NC 28273, USA

Tel. +1 (704) 504-0222 • Fax +1 (704) 504-0223

www.lutze.com • info@lutze.com

United Kingdom: LÜTZE Ltd.

Unit 3, Sandy Hill Park

Sandy Way, Amington • GB-Tamworth, Staffs B77 4DU

Tel. +44 (0)1827 31333-0 • Fax +44 (0)1827 31333-2

www.lutze.com • sales.gb@lutze.co.uk



SYSTEMATIC TECHNOLOGY