

Compact enclosures AK

Rittal offers a powerful midway solution for smaller control units and sub-divisions. Proven a million times over, it also has the correct volume to suit every space requirement.

All AK enclosures have the following approvals:

- UL
- CSA
- TÜV
- Germanischer Lloyd
- Norske Veritas
- Russian Maritime Register of Shipping
- Lloyds Register of Shipping
- Bureau Veritas
- VDE



W mm	H mm	D mm	Model No. AK	Page
600	1200	400	1646.600	84/85
800	1200	400	1648.600	
1000	1200	400	1650.600	
1000	1400	400	1647.600	
1200	1200	400	1652.600	



The sealed two-part gland plates are easily removed and can also be fitted with a self-adhesive foam rubber cable clamp strip (see page 893).



The standard double-bit lock insert is easily exchanged for any standard type A 27 mm lock insert and Ergoform-S lock system.



Holes are provided in the top to accommodate eyebolts.



The robust, space-saving hinges with captive pins guarantee a door opening angle of 130°. Easily converted to 180° hinges (see page 949).




The high floor clearance of 33 mm eliminates the need for an additional base/plinth in many applications.



The 800 and 1200 mm wide enclosures can be integrated into AP console systems, additional holes are required.





1 Vertically arranged perforated mounting strips on the door for quick, easy attachment of cable supports, cable trunking, stiffeners and covers.

3 Door hinge may be swapped from right to left in all single-door enclosures, by simply unscrewing and re-positioning the hinges. Double doors may also be swapped.

5 Facilities for PE conductor connection on the enclosure and door with contact washers.

7 The 2-part, zinc-plated gland plates are easily removed and retro-fitted with the rubber cable clamp strip SZ 2573.000.

9 Smooth-action locking rod with waterproof double-bit insert to DIN 43668. Easily exchanged for any standard lock insert and the Ergoform-S lock system.

2 Electrophoretic dipcoat priming and powder coating – the safe form of surface protection, with uniform coating of all corners and edges in textured RAL 7032.

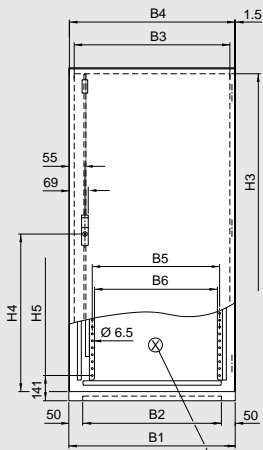
4 The multi-folded enclosure aperture is angled upwards and provides increased stability and greater protection against dust and moisture when opening the door.

6 The mounting plate, which is secured with studs, is easily removed and refitted.

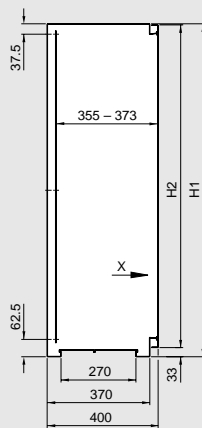
8 Foamed seal on the inside of the door ensures protection category IP 55 to EN 60 529/10.91.

10 The robust, space-saving hinges do not protrude into either the door opening or the enclosure interior. Easily converted to 180° with hinges SZ 2579.000

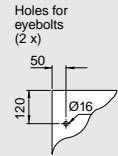
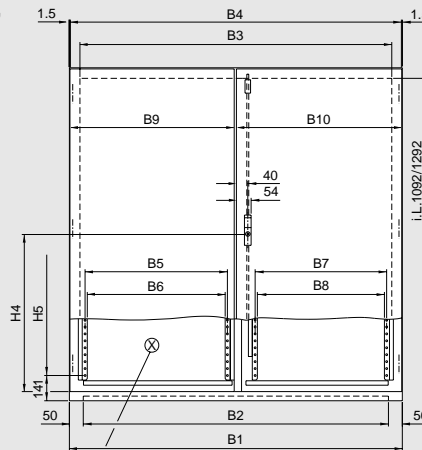
AK 1646.600, AK 1648.600



AK 1646.600, AK 1647.600, AK 1648.600, AK 1650.600, AK 1652.600

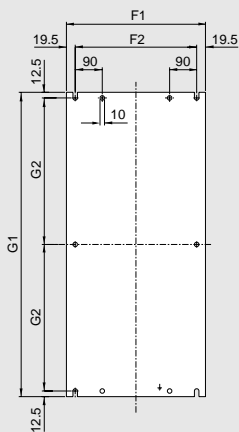


AK 1647.600, AK 1650.600, AK 1652.600

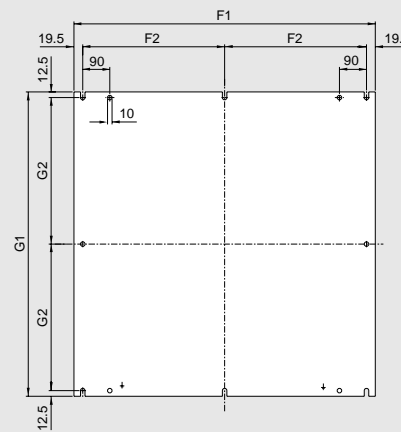


i.L. = Clearance width

**Mounting plate
AK 1646.600, AK 1648.600**



**Mounting plate
AK 1647.600, AK 1650.600, AK 1652.600**



Model No.	B1	B2	B3	B4	B5	B6	B7	B8	B9	B10	H1	H2	H3	H4	H5	F1	F2	G1	G2
AK 1646.600	600	500	524	597	459	443	-	-	-	-	1200	1166	1092	568	38x25 = 950	514	475	1125	550
AK 1648.600	800	700	724	797	659	643	-	-	-	-	1200	1166	1092	568	38x25 = 950	714	675	1125	550
AK 1652.600	1200	1100	1124	1197	513	497	477	461	595	597	1200	1166	1092	568	38x25 = 950	1114	1075	1125	550
AK 1650.600	1000	900	924	997	413	397	377	361	495	497	1200	1166	1092	568	38x25 = 950	914	437.5	1125	550
AK 1647.600	1000	900	924	997	413	397	377	361	495	497	1400	1366	1292	668	46x25 = 1150	914	437.5	1325	650

Supply includes:

Enclosure of all-round solid construction, r/h door hinge, can be changed to opposite side, AK 1652.600, AK 1650.600, AK 1647.600:

Lockable door on r/h side, foamed-in door sealing gasket, holes provided for eyebolts, mounting plate, two-part gland plates.

Width (B1) in mm	Packs of	600	800	1000	1000	1200	Page
Height (H1) in mm		1200	1200	1200	1400	1200	
Depth in mm		400	400	400	400	400	
Model No. AK	1	1646.600	1648.600	1650.600	1647.600	1652.600	
Doors		1	1	2	2	2	
Weight (kg)		60.0	75.0	88.5	103.5	108.0	

Accessories for external mounting

Base/plinth SO	Height 100 mm	1	2911.200	2901.200	2891.200	2891.200	2921.200	884
	Height 200 mm	1	2912.200	2902.200	2892.200	2892.200	2922.200	884
	Height 300 mm	1	1656.200	1658.200	-	-	1662.200	889
Mobile base on castors SO		1	2979.200	2983.200	-	-	-	889
Eyebolts SZ		4	2509.000	2509.000	2509.000	2509.000	2509.000	957

Accessories interior installation

Cable clamp rails	3	2036.200	2038.200	1805.200	1805.200	2037.200	898
-------------------	---	----------	----------	----------	----------	----------	-----

Lock systems

Standard double-bit lock insert may be exchanged for 27 mm lock inserts, type A – see page 942 and Ergoform-S lock system – see page 939

For primed enclosures in RAL 7044, please add extension .800 to the Model No. For textured RAL 7035, use extension .500. Delivery times available on request.



+ Accessories:

See page 876/877 or refer to index.

Material:

Sheet steel
Enclosure: 1.5 mm
Door(s): 2.0 mm
Mounting plate: 3.0 mm

Surface finish:

Enclosure and door(s):
Dipcoat primed in RAL 7044,
powder coated on the outside
in textured RAL 7032
Mounting plate: Zinc-plated

Protection category:

IP 55 to EN 60 529/10.91
Complies with NEMA 12.



System window to protect against unauthorised access and preserve the protection category.
Model No. see page 928.



Connection component with circuit-breaker 10 A.
To supply system lights.
Model No. see page 999.



Signal pillar
For system monitoring.
Model No. see page 1000.